


Technical data sheet

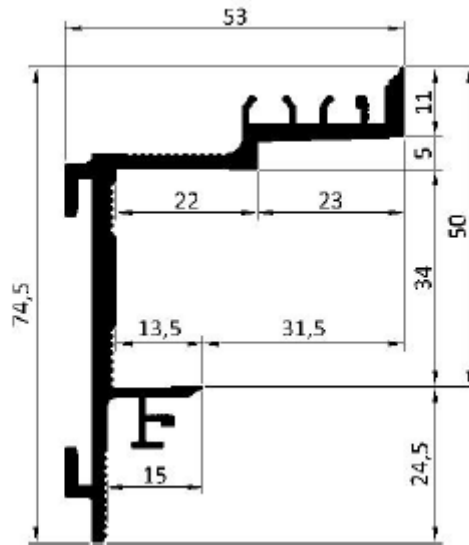
**Model TUS50k
for inward opening doors**



Index

Profile detail.....	2
Recommendations	3
Suitable hinges	3
Suitable striking plates	4
Suitable door closers.....	5
Suitable seals	6
Timber insert	7
Door leaf	7

Profile detail



Model TUS50k		
Description	Item number	Standard lengths*
TUS50k	10451-11	1100 mm
TUS50k	10451-22	2200 mm
TUS50k	10451-27	2750 mm
TUS50k	10451-33	3300 mm
TUS50k	10451-55	5500 mm

*Special lengths on request.

Suitable for solid and dry construction

For maximum flexibility, 30 min tested by Chiltern Fire. The frame profiles are supplied either mitre-cut to size, or loose for cutting and assembly on-site. They are assembled using locking mitre corner inserts, temporary corner braces and bottom spreader bar. Then the frame is inserted to one side of the opening, attached using moveable brackets. The snap-in mesh ensures no plaster cracks between wall and frame. The door is hung from concealed adjustable hinges set into full-length hardwood sections inserted on all 3 sides of the frame. Suits standard or floor-to-ceiling doors.

Here you can find the assembling video:



masonry construction



drywall

Recommendations

On the basis of detailed tests and long-term experiences our technical office has prepared a recommendation-list regarding the selection of hinges, closing panels and seals. These lists are practical guidelines and non-exhaustive.

RECOMMENDATION		
Suitable hinges		
Producer	Designation	Weight
AGB www.agb.it	Eclipse 3.0	40/60 kg
	Eclipse 3.2	40/60 kg
Anselmi www.anselmisrl.it	140 3D	40 kg
	160 3D	60 kg
	150 3D	40 kg
	180 3D	80 kg
Basys www.basys.biz	Pivota DX38 „N“ 3-D (Design)	60 kg
	Pivota DX42 3-D (Design)	60 kg
	Pivota DX43 3-D (Design)	60 kg
	Pivota DX78 3-D (Design)	80 kg
	Pivota DX60 3-D (Design)	100 kg
	Pivota DX62 3-D (Design)	100 kg
	Pivota DX60/DX100 (Design)	120 kg
Ceam www.ceamitalia.it	1129	25/40 kg
	1130	40/60 kg
	1329	35 kg
	1430	60 kg
Krona Koblenz www.kronakoblenz.com	Kubica 2460	60 kg
	Kubica 5080	45/60 kg
	Kombi K1019	40/52 kg
	Kubica 6200	45/60 kg
	Kubica 6400	30/45 kg
	Kubi7 7000	40/50 kg
	Kombi 1060	60 kg

	Atomika Slim K8060	60 kg
	Atomika Karakter K8120	120 kg
	Atomika Karakter K8080	80/100 kg
	Kubica 2760	60 kg
Otlav www.otlav.it	Invisacta IN230	40/60 kg
	Invisacta IN235	40 kg
SFS www.sfs.ch	(intec) W-TEC 3D + 60	60 kg
Simonswerk www.simonswerk.com	Tectus TE 240 3-D	60 kg
	Tectus TE 340 3-D	80 kg

RECOMMENDATION Suitable striking plates	
Producer	Designation
AGB www.agb.it	Easy-Matic XT B01402.11.XX
	Easy-Fix B01402.40.XX
	Minimal XT B02402.05.XX
	Alutop XT B02402.09.XX
	Minimal Plus XT B02402.28.XX
	Electric B02800.90.XX
	B01.000.05.06
Basys www.basys.biz	Basys SBL 2-L adjustable V3 Li/Re, magnetic
	Basys SBL 2-L adjustable V3 Li/Re 15mm
	Basys SBL 2-L adjustable V3 Li/Re 13mm
	Basys SBL 2-L adjustable V3 Li/Re 8mm
	SBL Nr.37 Li/Re
	SBL Nr. 106 adjustable V3 Li/Re
	SBL Nr. 64 adjustable V3 Li/Re
	SBL Nr. 45
SBL Nr. 72 Li/Re	
Bonaiti Serrature www.bonaiti.it	G992
	GI98
	GR95
	GIS8
	B998

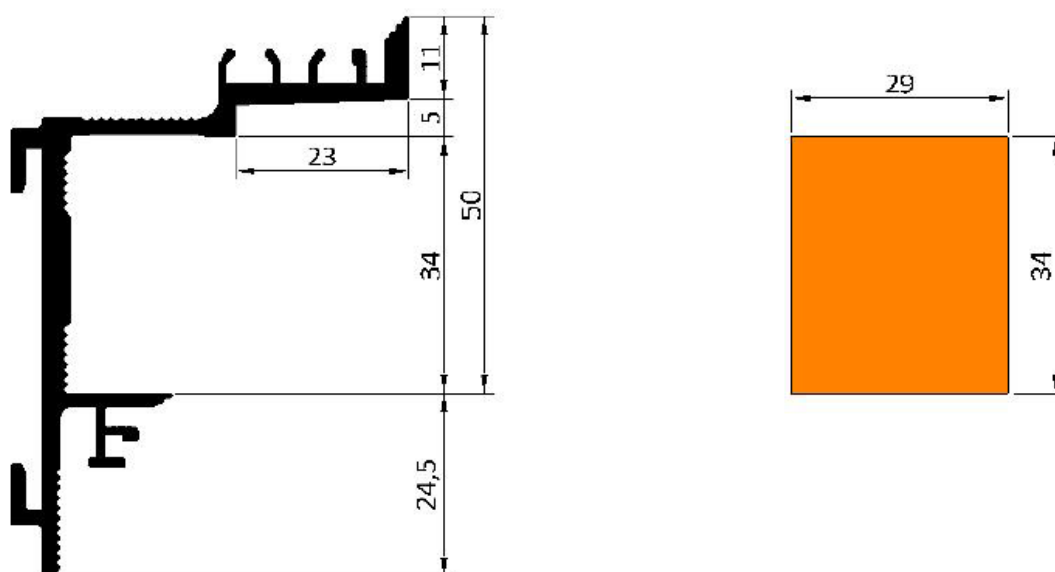
	B996
	GR96
	GR97
	GIR8
	GS91
	G995
Dormakaba www.dormakaba.com	SB/MAG/120.20.2,0
	SB/MAG/210.20.2,0
	SB12/MAG/VAR/DS
KFV www.kfv.de	FSS 116-200-20HR
	FSS 116-245-20HR
	FSS 116-245-18HR
	FSS 116-120-20HR
SSF www.ssf.de	MG 50
Simonswerk www.simonswerk.com	KCM 50
	KCM 50/H

RECOMMENDATION Suitable door closers	
Producer	Designation
Athmer www.athmer.de	Porti 5371
Dormakaba www.dormakaba.com	ITS 96 EN 2-4 + G 96 N20 K8
Geze www.geze.com	Boxer EN 2-4 + 12 mm Slide rail

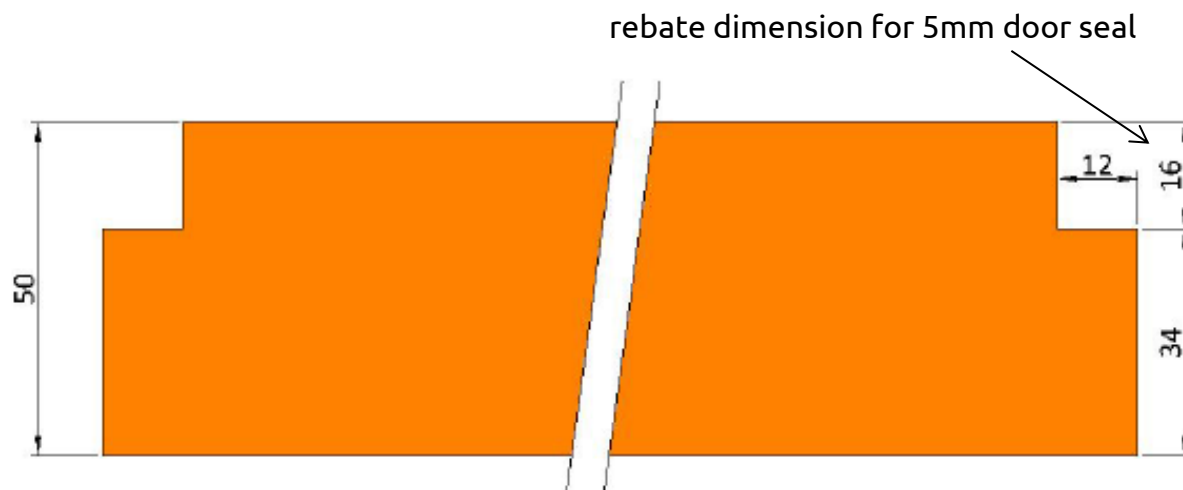
RECOMMENDATION
Suitable seals/gaskets

Producer	Designation
Deventer Profile GmbH www.deventer-profile.com	D S6922 a
Helmut Goll GmbH & Co www.helmutgoll.com	A 1020
PRIMO Profile GmbH www.primo.com	ACF-5602 H
SchlegelGiesse – Giesse S.p.A. www.schlegelgiesse.com	QL 3096
	QL 3104
AGS seals black/white 5,50m/6,60m	Art. Nr. 50096/50097

Timber insert



Door leaf



We guarantee for a high quality of our products. Our processing guidelines are based on tests and practical experiences; they are only indication without assurance of properties, we have no influence on condition of construction sites and the realizations of the works, Country specific regulations, which consist on regional standards, building regulations, processing and industrial guidelines, can guide to specific processing recommendations.